


Handwriting Practice Booklet 1

Name: _____



Joining the Letter 'a'

Continue each line using diagonal joins.
Take extra care when joining to an anticlockwise letter.

ay

ai

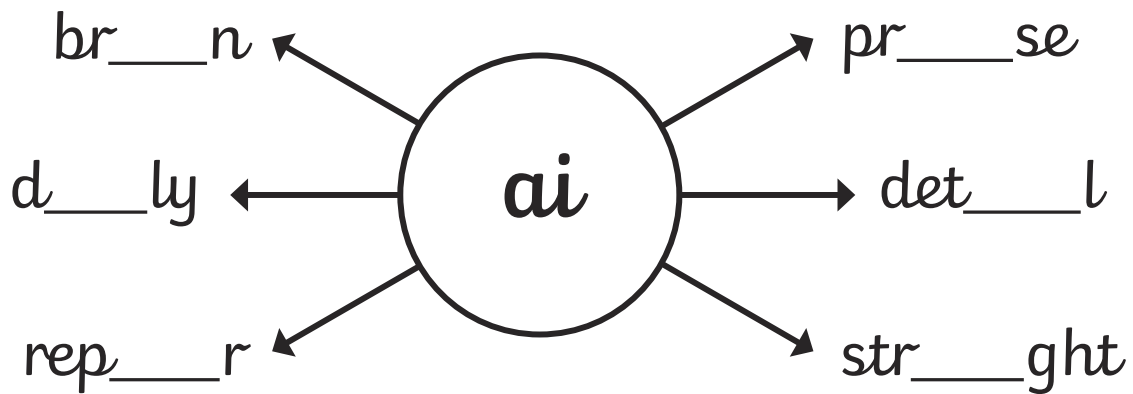
aa

Practise joining the letters in the prefixes 'anti' and 'auto'.

anti

auto

Add the letter pattern 'ai' into these words.



Do these root words need the prefix 'auto' or 'anti' adding to them? Write them in your neatest, joined style. What words have you created?

___clockwise


___pilot

___freeze

___social

___graph

___biography



Joining the Letter 'b'

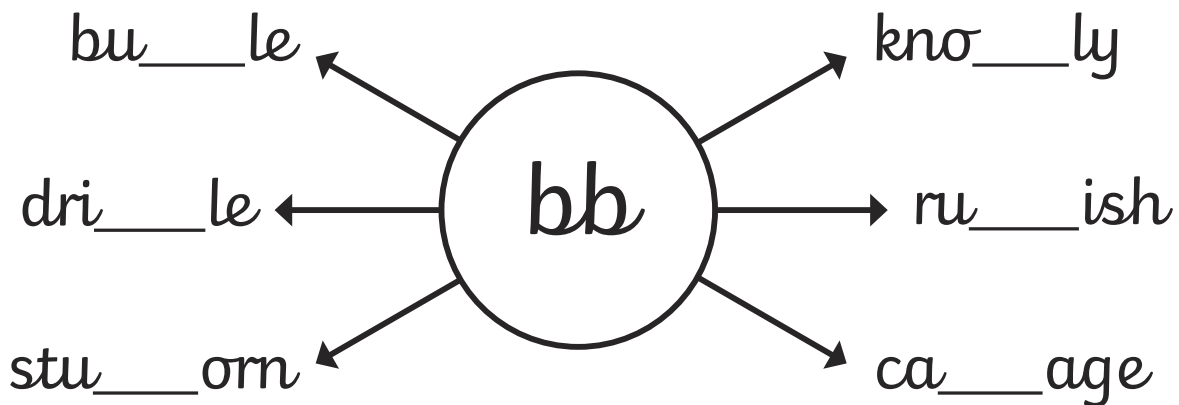
Continue each line using the trickier bottom join from the letter 'b'.

bi

bu

be

Add 'bb' into these words. Make sure that you go underneath the body of your 'b' before flicking diagonally to the next letter.



Add 'be' or 'bu' to the beginning of these words. Make sure that you join carefully from your 'b'. What words have you created?

__yond


__ilder

__lldog

__tween

__siness

__auty



Joining the Letter 'c'

Continue each line using diagonal joins.

Take extra care when joining to an anticlockwise letter.

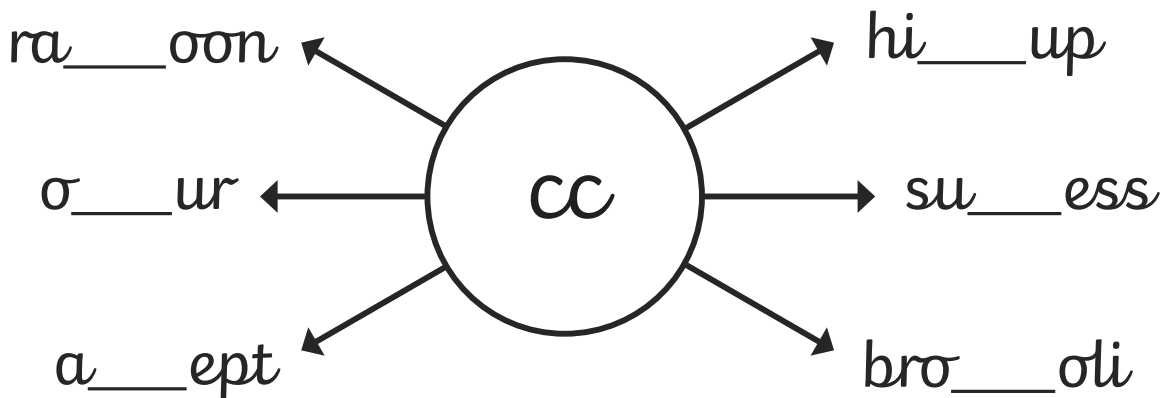
ch

cl

co

ca

Add the letter pattern 'cc' into these words. Make sure you join carefully using your anticlockwise hand movement.



Add 'co' or 'ca' to these words. Make sure that you use your diagonal letter joins to the anticlockwise letters. What words have you created?

vol__no


se__nd

co__nut

es__pe

web__m

pop__rn



Joining the Letter 'd'

Continue each line using diagonal joins.

Take extra care when joining to an anticlockwise letter.

dd

do

da

Practise joining the letters in the prefixes 'dis-' and 'de-'.

dis

de

Use the interactive spinner to create words that have the prefix 'dis-' or 'de-'.

Write them here in your neatest, joined style:

Blank handwriting lines for writing words with the prefix 'dis-' or 'de-'.

Add either 'da' or 'do' to these words. What words have you created?

calen__r


a__rable

__ngerous

mid__y

__ubt

king__m



Joining the Letter 'e'

ee

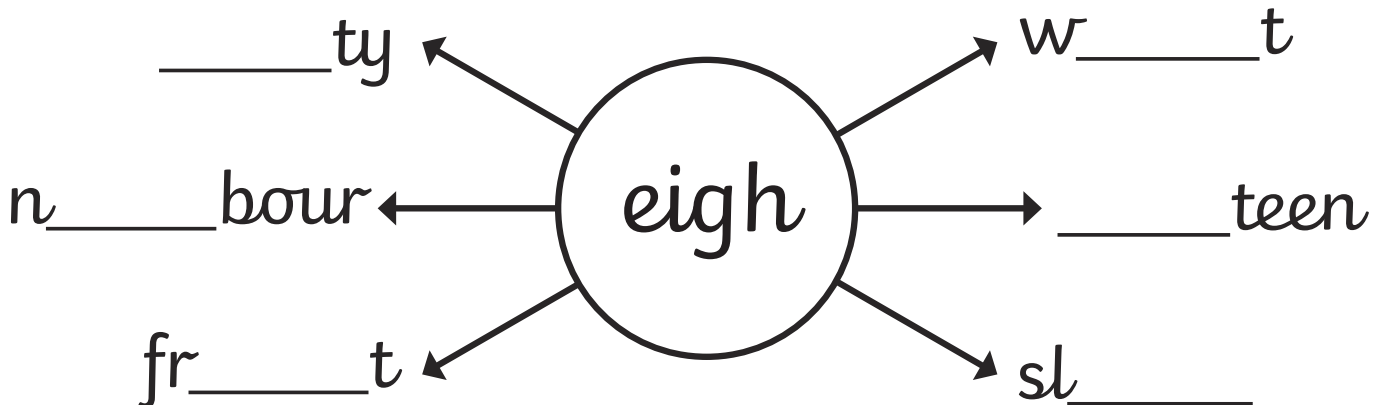
The letter patterns 'ei', 'ey' and 'eigh' can all make a long /a/ sound.
Continue each line using diagonal joins.

ei

ey

eigh

Add the letter pattern 'eigh' into these words. Join the letters carefully.



Add 'ei' or 'ey' to these words to create a long /a/ sound. Make sure that you use your diagonal letter joins. What words have you created?

gr___


r___ndeer

conw___

r___gn

surv___

b___ge



Joining to the Letter 'f'

Remember that 'f' is an unjoined letter so we never join from it, but we can join to it. Practise these diagonal joins to the letter 'f':

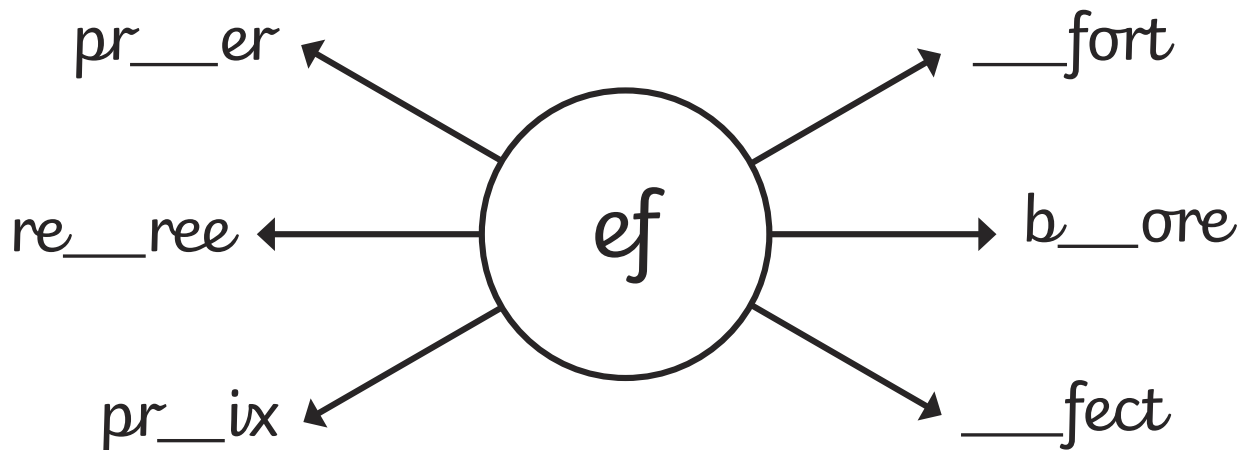
af

if

uf

ef

Add the 'ef' letter pattern to these words. Your 'e' can join on to your 'f', but remember that you don't join on from your 'f'.



Add either 'af' or 'if' to these words. Join carefully to your 'f' but don't join on from it. What words have you created?

d__ficult


tr__fic

un__orm

__fect

tr__le

le__let



Joining the Letter 'g'

Remember that 'g' is an unjoined letter so we never join from it, but we can join to it. Practise these joins to the letter 'g':

ag

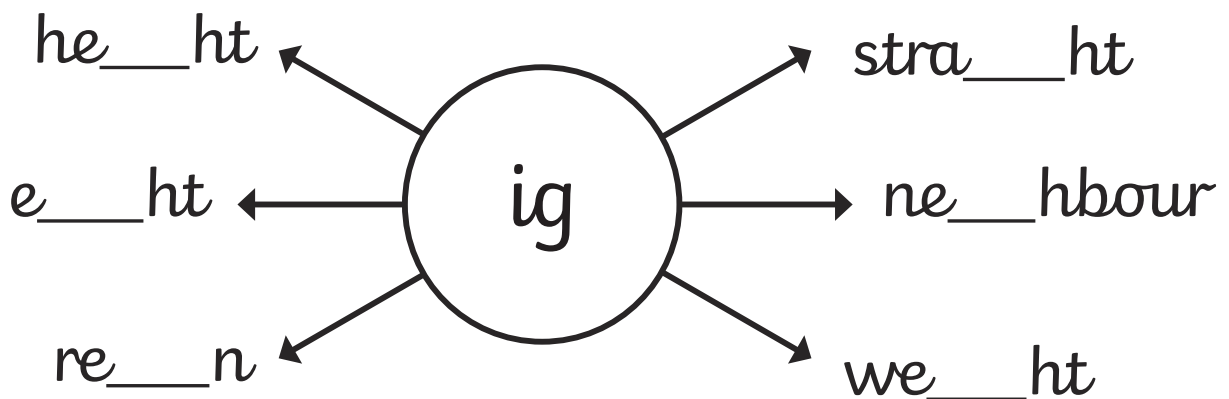
ig

ug

eg

ing

Add the 'ig' letter pattern to these words. Your 'i' can join on to your 'g', but remember that you don't join on from your 'g'.



Add either 'ag' or 'eg' to these words. Join carefully to your 'g' but don't join on from it. What words have you created?

b__inner


r__ular

dis__ree

aver__e

ill__al

oct__on



Joining the Letter 'h'

Continue each line using diagonal joins to these anticlockwise letters.

hc

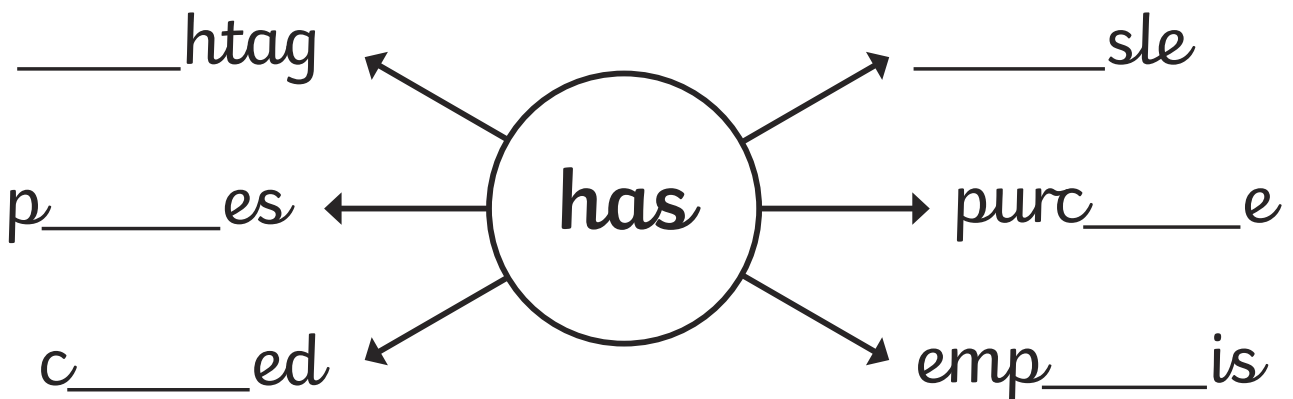
ha

ho

hs

Add 'has' to these words.

Make sure you join carefully to the anticlockwise letters.



Add 'ho' or 'ha' to these words. Make sure that you use your diagonal letter joins. What words have you created?

p____nics

____rbour

t____usand

key____le

s____dow

c____rger



Joining the Letter 'i'

Continue each line of diagonal joins.
Don't dot the 'i' until you have completed both letters.

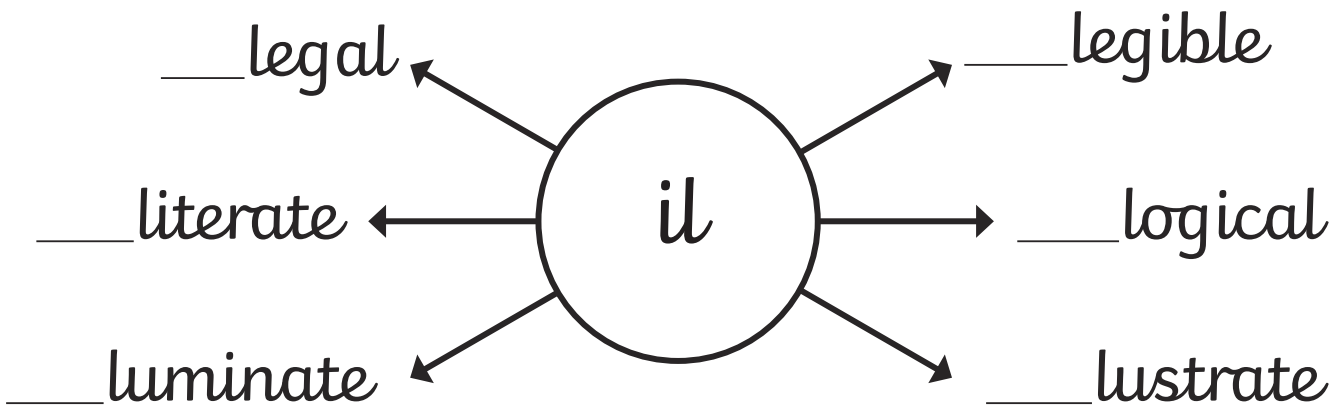
iu

iy

il

it

Add 'il' to the start of these words.
Make sure that you use your diagonal letter joins.



Add 'ilt' or 'ity' to the end of these words. Make sure that you use your diagonal letter joins. What words have you created?

qual_____

spo_____

rebu_____

abil_____

commun_____



Joining to the Letter 'j'

Remember that 'j' is an unjoined letter so we never join from it, but we can join to it.

Practise these joins to the letter 'j':

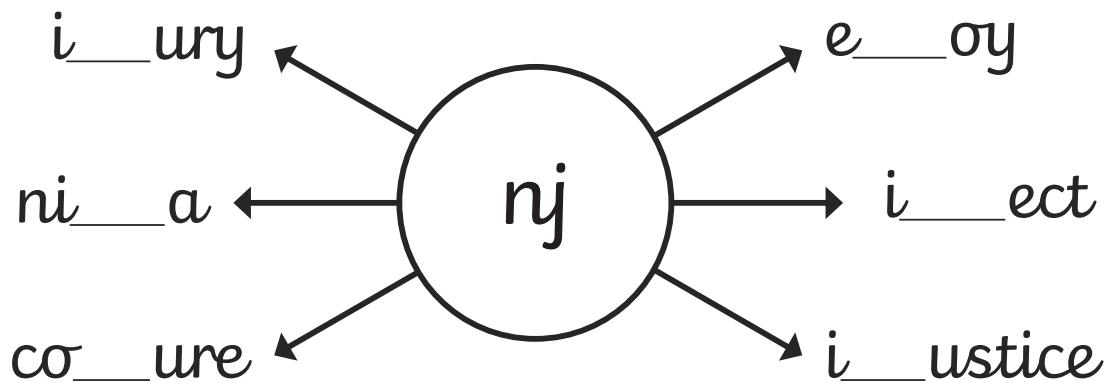
uj

nj

aj

bj

Add the 'nj' letter pattern to these words. Your 'n' can join on to your 'j', but remember that you don't join on from your 'j'.



Add 'aj' or 'bj' to these words. Join carefully to your 'j' but don't join on from it. What words have you created?


o__ect

m__esty

m__or

__ar

su__ect



Joining the Letter 'k'

Continue each line using diagonal joins to these anticlockwise letters.

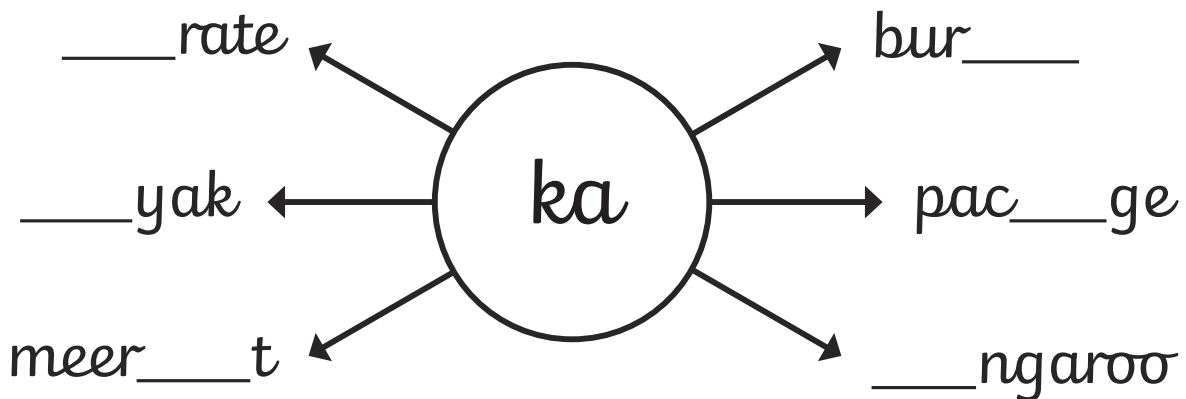
ka

ko

kd

kg

Add the letter pattern 'ka' into these words.
Make sure you join carefully to the anticlockwise letter.



Add 'ko' or 'ke' to these words. Make sure that you use your diagonal letter joins. What words have you created?

cuc___o

bas___t

wor___ut

gec___

___yword

whis___rs



Joining the Letter 'l'

Continue each line of diagonal joins:

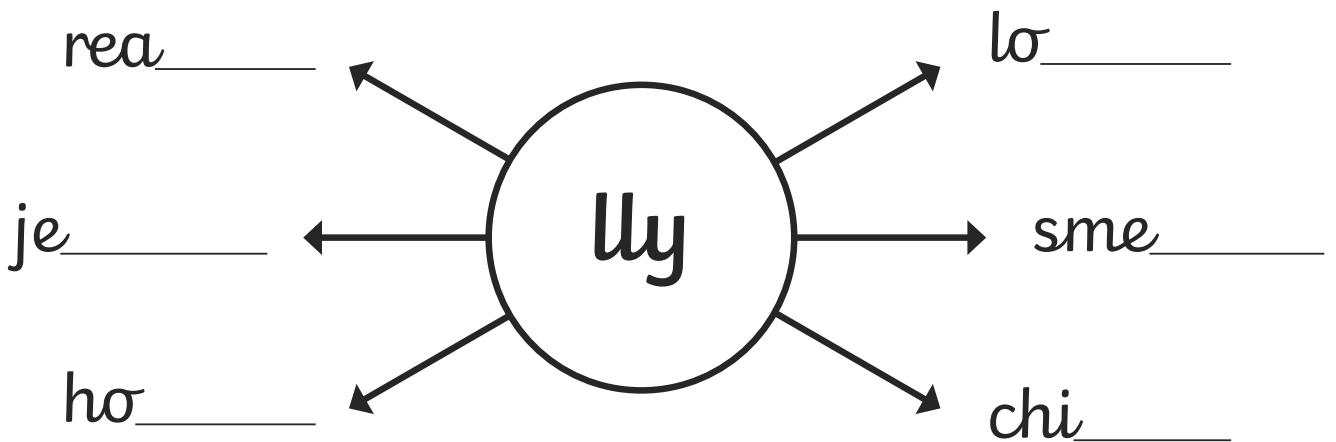
ll

li

lu

ly


Add 'lly' to the end of these words.
Make sure that you use your diagonal letter joins.



Add 'li' or 'lu' to the start of these words. Make sure that you use your diagonal letter joins. What words have you created?

____ llaby ____ tter ____ mited

____ ggage ____ cence



Joining the Letter 'm'

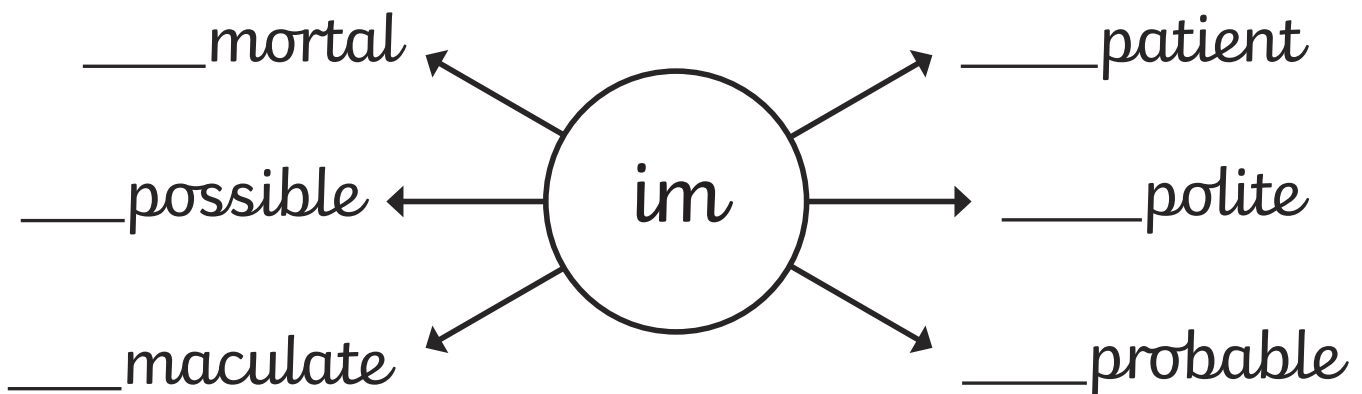
Continue each line using diagonal joins to these anticlockwise letters.

mo

ma

ms

Add the prefix 'im' to the start of these words.
Make sure that you use your diagonal letter joins.



Add 'mo' or 'ma' to these words. Make sure that you use your diagonal letter joins. What words have you created?

_____ jesty


mam_____ th

gram_____ r

a_____ unt

de_____ nd

dia_____ nd



Joining the Letter 'n'

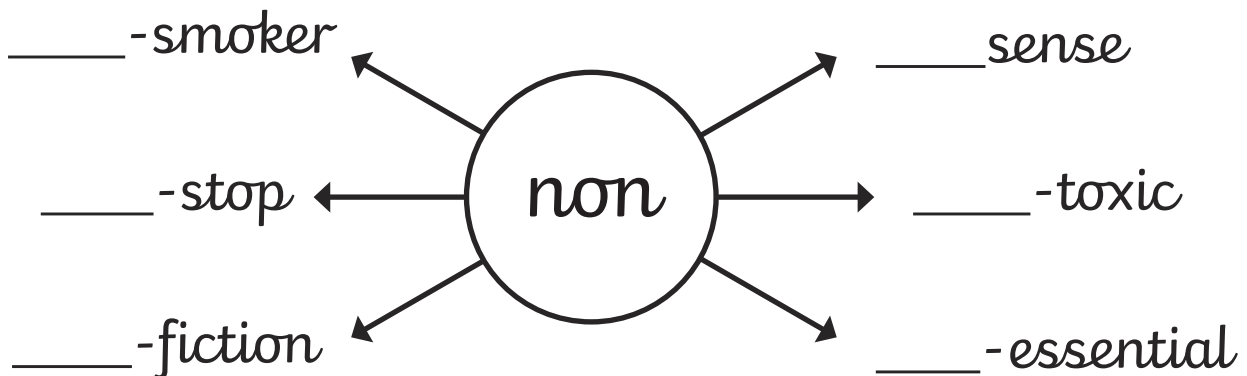
Continue each line using diagonal joins to these anticlockwise letters.

no

na

nd

Add the prefix 'non' to the start of these words.
Make sure that you use your diagonal letter joins.



Add 'na' or 'nd' to the middle of these words. Make sure that you use your diagonal letter joins. What words have you created?

gra_____son


hu_____red

ma_____ger

sur_____me

wo_____erful

sig_____l



Joining the Letter 'o'

Continue each line using a horizontal letter join from your 'o'.

Remember that you are joining to anticlockwise letters so you need to stop your pen/pencil and reverse your hand movement when forming the second letter of each letter pattern.

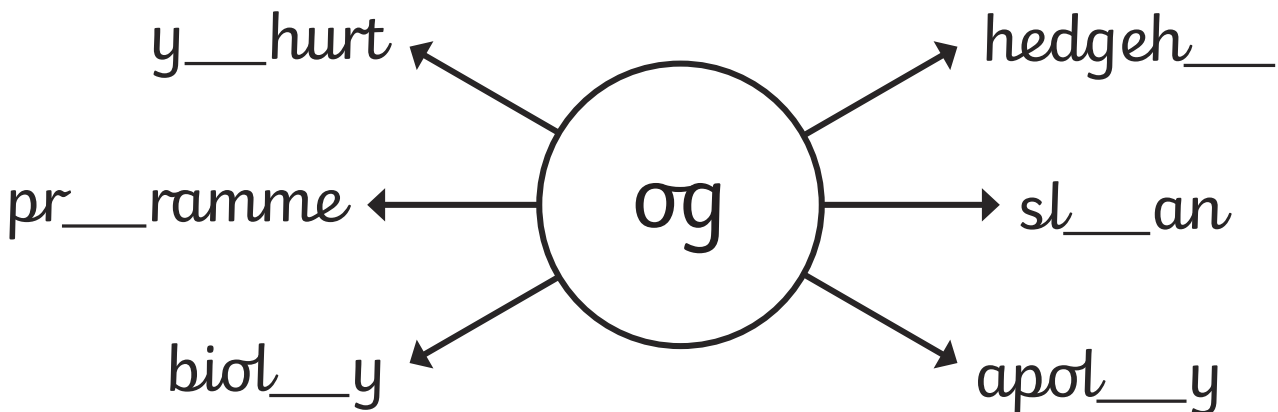
oo

oa

ol

og

Add the letter pattern 'og' into these words.



Do these words need 'oo' or 'oa' adding to them? What words have you created?

sp__n


gr__n

gl__my

fl__t

t__st

pr__f



Joining the Letter 'p'

Continue each line using the trickier bottom join from the letter 'p' to these anticlockwise letters.

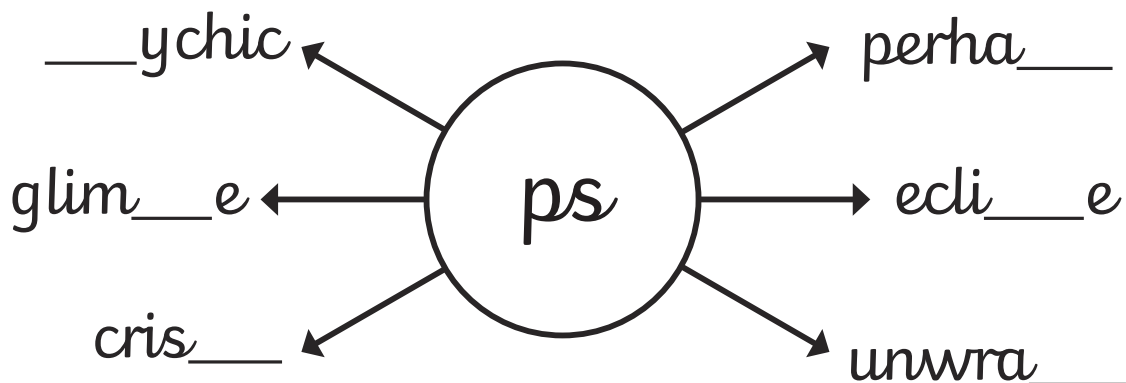
pc

po

pa

ps

Add 'ps' into these words. Make sure that you go underneath the body of your 'p' before flicking diagonally to your 's'.



Add 'pa' or 'po' to the beginning of these words. Make sure that you join carefully from your 'p'. What words have you created?

___lygon


___tient

___werful

___stbox

___yment

___inful



Joining to the Letter 'q'

Remember that 'q' is an unjoined letter so we never join from it, but we can join to it. Practise these diagonal and horizontal joins to the letter 'q':

aq

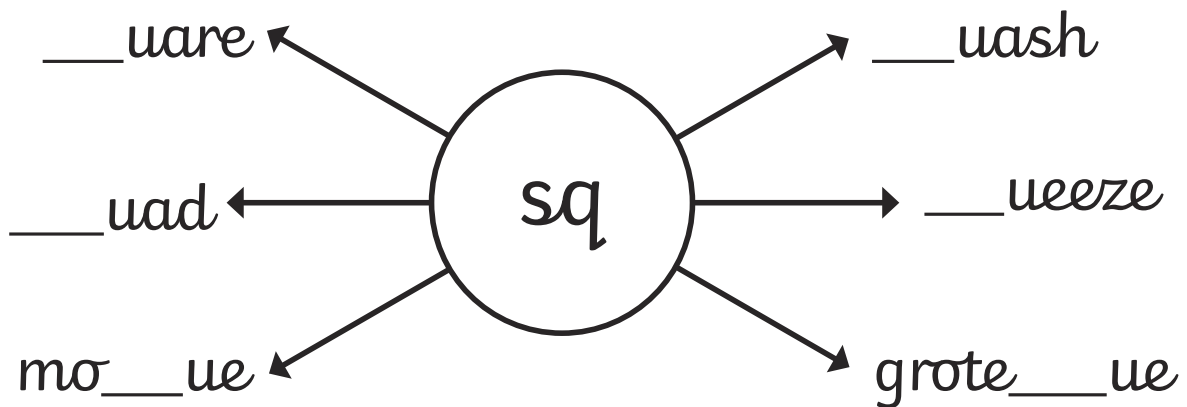
iq

sq

oq

rq

Add the 'sq' letter pattern to these words. Your 's' can join on to your 'q', but remember that you don't join on from your 'q'.



Add either 'iq' or 'aq' to these words. Join carefully to your 'q' but don't join on from it. What words have you created?


op___ue

l___uid

un___ue

bout___ue

___uatic



Joining the Letter 'r'

Continue each line using a horizontal join from the letter 'r'.

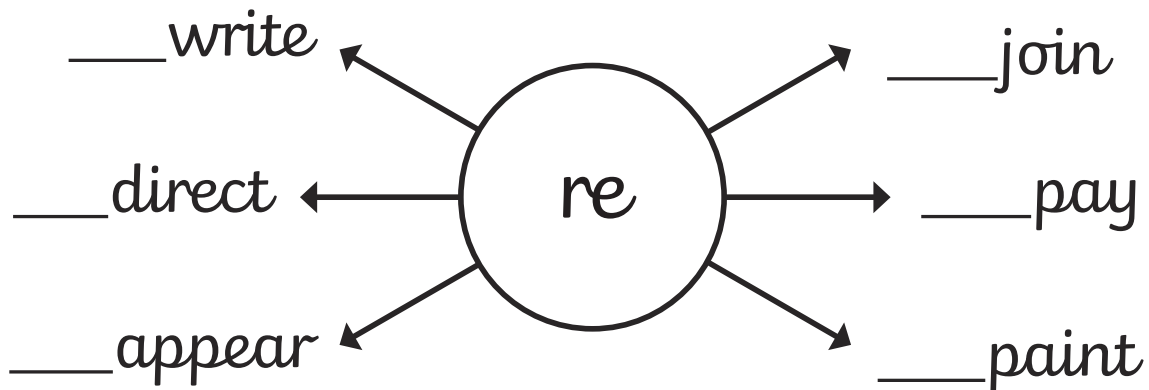
m

ri

ru

re

Add the prefix 're' to the start of these words.
Make sure that you use your horizontal letter joins.



Add 'ru' or 'ri' into these words. Make sure that you use your horizontal letter join from the 'r'. What words have you created?

st___ck


mate___al

g___mpy

st___ke

___nner

___bbon



Joining the Letter 's'

Continue each line using a trickier bottom letter join flick from your 's'. Remember that you are joining to anticlockwise letters so you need to stop your pen/pencil and reverse your hand movement when forming the second letter of each letter pattern.

sc

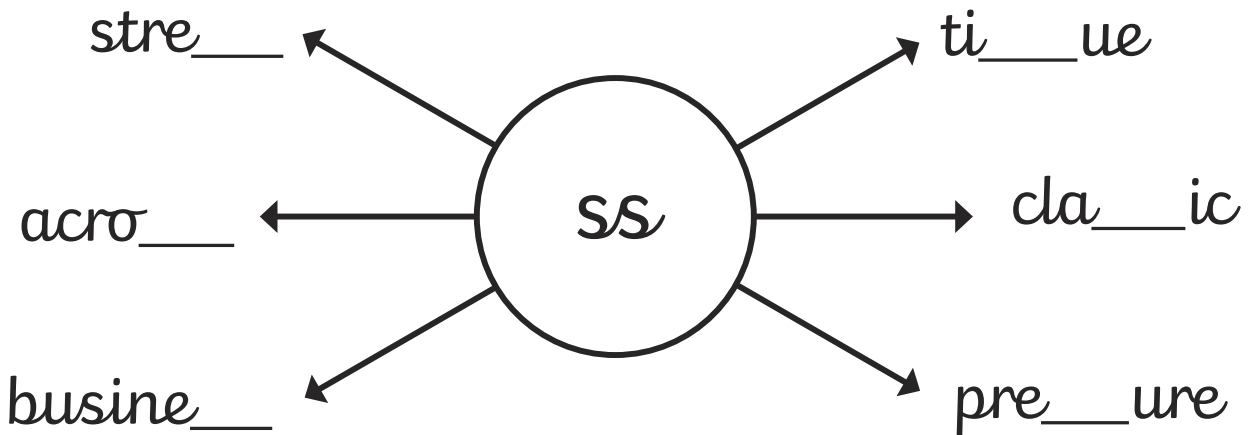
so

sa

ss

sq

Add the letter pattern 'ss' into these words.



Do these words need 'sa' or 'so' adding to them?

What words have you created?

___fety

___usage

___crifice

___cial

___ldier

___ftware



Joining the Letter 't'

Continue each line using diagonal joins. Remember that your 't' should not quite touch the top line.

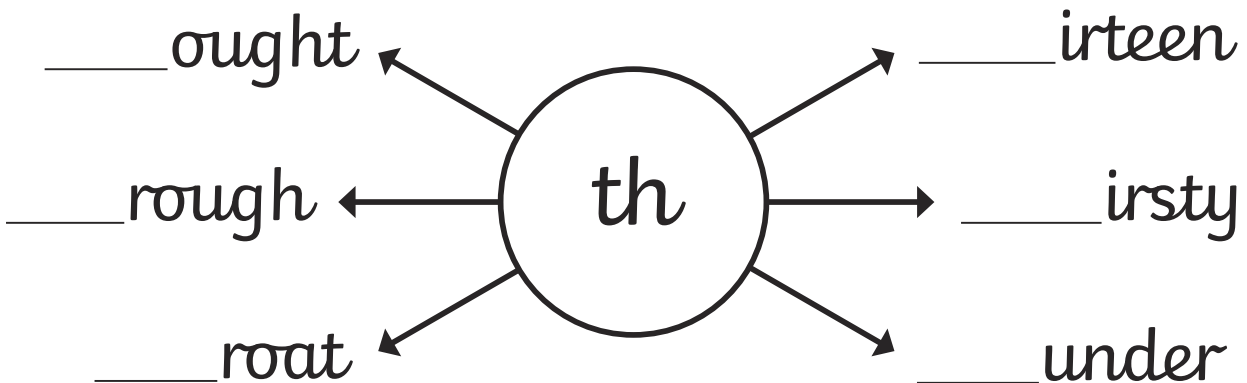
ti

ty

th

tk

Add 'th' to the start of these words.
Make sure that you use your diagonal letter joins.



Add 'tle' or 'tty' to the end of these words. Make sure that you use your diagonal letter joins. What words have you created?

ski _____

spo _____

thro _____

pre _____

bri _____



Joining the Letter 'u'

Continue each line of diagonal joins. Take care to make all of your letters the correct heights and lengths.

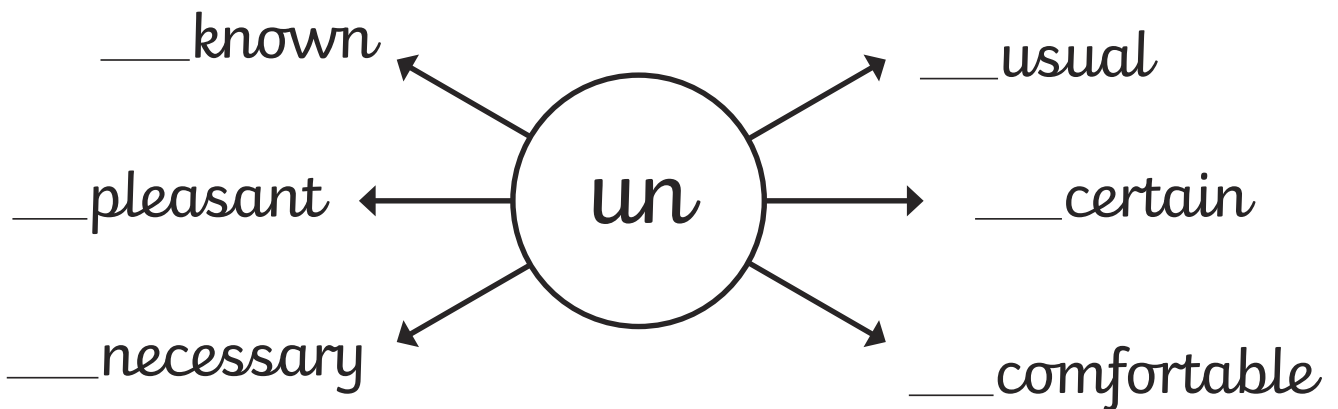
uu

up

uh

ut

Add the prefix 'un' to the start of these words. Make sure that you use your diagonal letter joins.



Add 'ull' or 'unk' to the end of these words. Make sure that you use your diagonal letter joins. What words have you created?

sk _____

chipm _____

ch _____

shr _____

seag _____



Joining the Letter 'v'

Continue each line using horizontal joins from the top of the letter 'v'. Take extra care when joining to an anticlockwise letter, and the tricky horizontal join to the letter 'e'.

vv

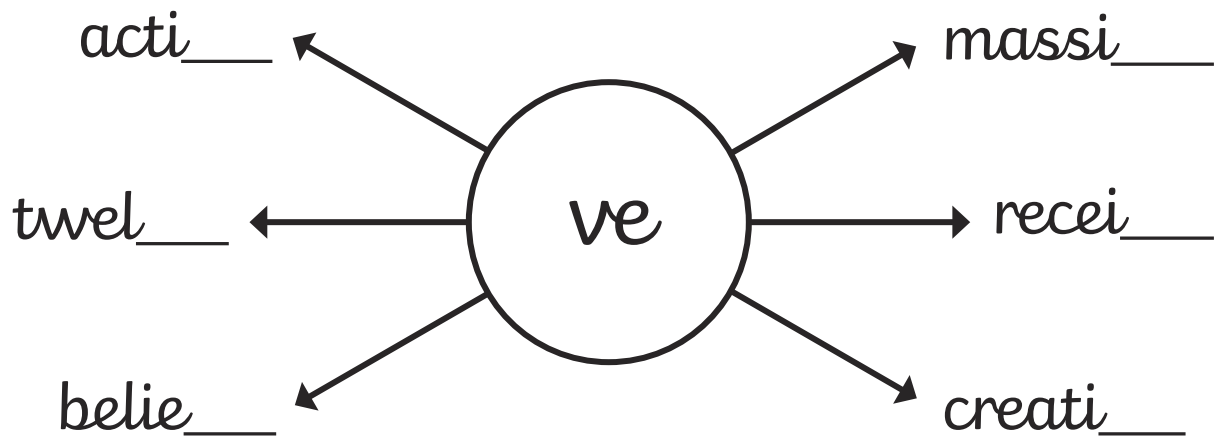
vi

vo

va

ve

Add the letter pattern 've' to the end of these words.



Add 'va' or 'vo' to these words. Make sure that you use your horizontal letter joins. What words have you created?

in__de

ner__us

lar__

pri__te

fla__ur

a__id



Joining the Letter 'w'

Continue each line using diagonal joins from the bottom of the letter 'w'. Take extra care when joining to an anticlockwise letter.

ww

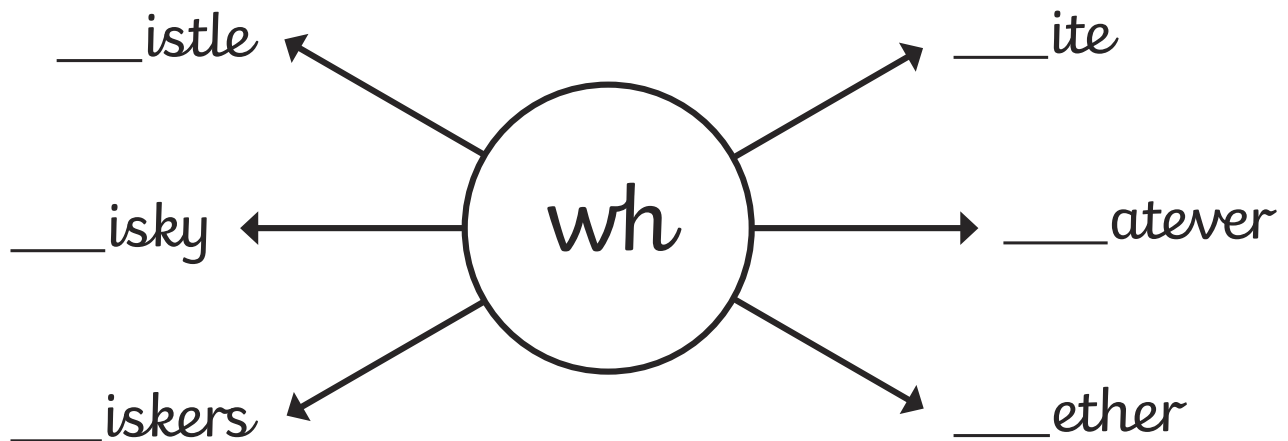
wh

wr

wa

we

Add the letter pattern 'wh' to the beginning of these words.



Add 'wa' or 'we' to these words. Make sure that you use your horizontal letter joins. What words have you created?

soft___re

t___lve

motor___y

awk___rd

je___llery

ans___r



Joining to the Letter 'x'

Remember that 'x' is an unjoined letter so we never join from it, but we can join to it. Practise these diagonal and horizontal joins to the letter 'x':

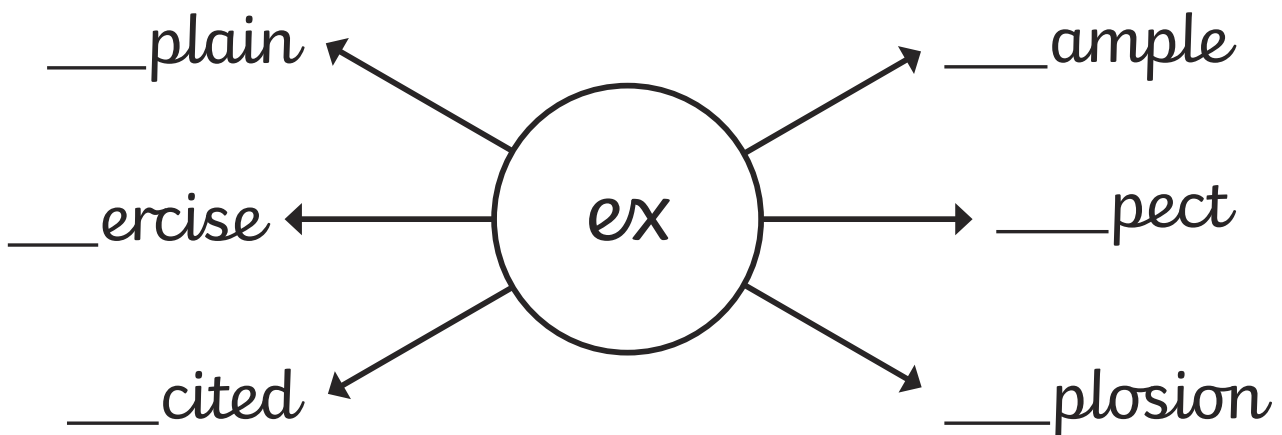
ax

wx

ex

ox

Add the 'ex' letter pattern to the start of these words. Your 'e' can join on to your 'x', but remember that you don't join on from your 'x'.



Add either 'ox' or 'ax' to these words. Join carefully to your 'x' but don't join on from it. What words have you created?

gal___y

___ygen

m___inum

jukeb___

earw___

b___ing



Joining to the Letter 'y'

Remember that 'y' is an unjoined letter so we never join from it, but we can join to it.

Practise these joins to the letter 'y':

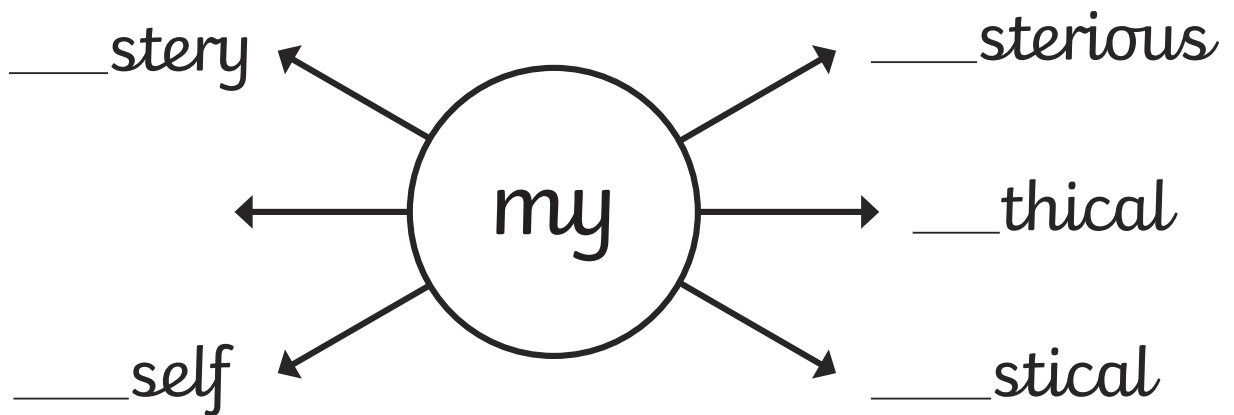
ty

ty

ny

ay

Add the 'my' letter pattern to the start of these words. Your 'm' can join on to your 'y', but remember that you don't join on from your 'y'.



Add 'ally' to the end of these words. Join carefully to your 'y'.
What words have you created?

tot_____

drastic_____

nation_____

historic_____



Joining the Letter 'z'

Continue each line using diagonal joins from the bottom of the letter 'z'. Take extra care when joining to an anticlockwise letter.

zz

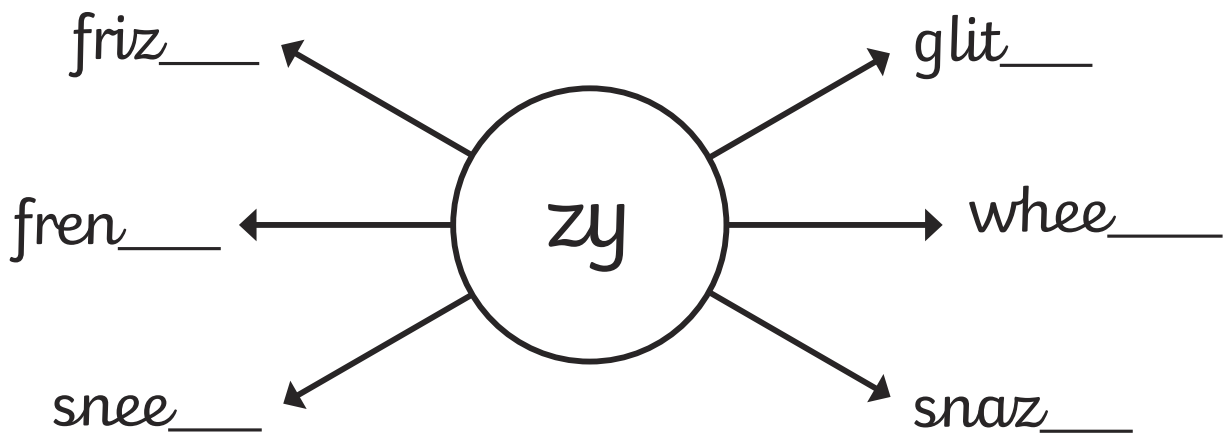
zy

ze

zo

za

Add the letter pattern 'zy' to the end of these words.



Add 'za' or 'ze' to these words. Make sure that you use your diagonal letter joins. What words have you created?

fro___n

ha___rd

sei___

bla___r

wi___rd

stan___